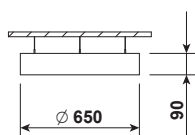


SATURN 650 LED



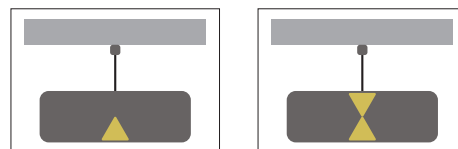
Index no.	Lumen output [lm]	Power [W]	Colour temp. [K]	CRI	Lifetime [H]	Warranty [Years]	MacAdam [SDCM]	Weight [kg]
5966.6600/830	6600	44	3000	Ra > 80	50.000	5	3	6,50
5966.6600/840	6600	44	4000	Ra > 80	50.000	5	3	6,50
UP/DN								
5966.UD.6600/830	6600	44	3000	Ra > 80	50.000	5	3	6,50
5966.UD.6600/840	6600	44	4000	Ra > 80	50.000	5	3	6,50




Pendant direct or direct / indirect LED luminaire.

- Mounting:** Suspended on 1,5m long steel wire suspension (with wire length control)
- Body material:** Steel and aluminium
- Colour:** Standard Gray 9006, other RAL colours on request (please add RAL code after index number)
- LED module:** Philips / Osram or Tridonic LED module included
- Colour temperature:** 3000K or 4000K
- Colour Rendering Index (CRI)** >80 in standard
- Driver:** Electronic driver in standard, DALI on request
- Emergency unit:** On request - Standard or DALI 3 hour emergency unit
- Movement sensor:** on request
- Daylight control sensor:** on request
- Operating temperature range:** 0°C ... +40°C
- IP Class:** IP20 in standard, IP44 on request
- Power:** 220-240V 50/60Hz
- Lighting direction:** Direct lighting - index 5966, 4230
direct / indirect lighting - index 5966.UD, 4230.UD
- Reflector type:** Aluminium white
- Light distribution:** Symmetric
- Diffuser:** White acrylic diffuser [WD] in standard, acrylic frosted [AC], microprismatic [MPR] or any other on request.
- General data:** 5 Years standard warranty
Different lumen output or wattage available on request
All other technical features such as : Luminaire Efficacy, LOR, Lumen maintenance L/B etc. available in our pricelist
Wattage of products may vary due to constant LED efficacy improvements. Luminous flux & Luminaire Power tolerance +/- 10%.
System power consumption (LED module & driver) depends on components used


Available luminaire versions



[WD] diffuser



[AC] diffuser



[MPR] diffuser

