

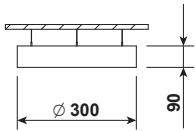
## SATURN 300 LED

Pendant direct LED luminaire.

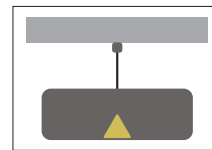
- Mounting:** Suspended on 1,5m long steel wire suspension ( with wire length control )
- Body material:** Steel and aluminium
- Colour:** Standard Gray 9006, other RAL colours on request ( please add RAL code after index number )
- LED module:** Osram or equivalent LED included
- Colour temperature:** 3000K or 4000K
- Colour Rendering Index (CRI)** >80 in standard
- Driver:** Electronic driver in standard, DALI on request
- Emergency unit:** N/A
- Movement sensor:** N/A
- Daylight control sensor:** N/A
- Operating temperature range:** 0°C... +40°C
- IP Class:** IP20 in standard, IP44 on request
- Power:** 220-240V 50/60Hz
- Lighting direction:** Direct lighting
- Reflector type:** Aluminium white
- Light distribution:** Symmetric
- Diffuser:** White acrylic diffuser [WD] in standard, acrylic frosted [AC], microprismatic [MPR] or any other on request.
- General data:** 3 Years standard warranty  
Different lumen output or wattage available on request  
All other technical features such as : Luminaire Efficacy, LOR, Lumen maintenance L/B etc. available in our pricelist  
Wattage of products may vary due to constant LED efficacy improvements. Luminous flux & Luminaire Power tolerance +/- 10%.  
System power consumption (LED module & driver) depends on components used




Index no.	Lumen output [lm]	Power [W]	Colour temp. [K]	CRI	Lifetime [H]	Warranty [Years]	MacAdam [SDCM]	Weight [kg]
6569.2300/830	2300	22	3000	Ra > 80	50.000	5	3	2,00
6569.2300/840	2300	22	4000	Ra > 80	50.000	5	3	2,00




### Available luminaire versions



[WD] diffuser



[AC] diffuser



[MPR] diffuser

