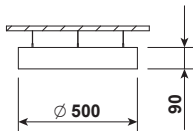


SATURN 500 LED



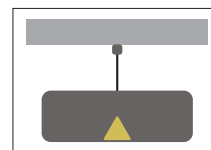
Index no.	Lumen output [lm]	Power [W]	Colour temp. [K]	CRI	Lifetime [H]	Warranty [Years]	MacAdam [SDCM]	Weight [kg]
6570.4200/830	4200	41	3000	Ra > 80	50.000	5	3	4,00
6570.4200/840	4200	41	4000	Ra > 80	50.000	5	3	4,00




Pendant direct LED luminaire.

Mounting:	Suspended on 1,5m long steel wire suspension (with wire length control)
Body material:	Steel and aluminium
Colour:	Standard Gray 9006, other RAL colours on request (please add RAL code after index number)
LED module:	Osram or equivalent LED included
Colour temperature:	3000K or 4000K
Colour Rendering Index (CRI)	>80 in standard
Driver:	Electronic driver in standard, DALI on request
Emergency unit:	N/A
Movement sensor:	N/A
Daylight control sensor:	N/A
Operating temperature range:	0°C... +40°C
IP Class:	IP20 in standard, IP44 on request
Power:	220-240V 50/60Hz
Lighting direction:	Direct lighting
Reflector type:	Aluminium white
Light distribution:	Symmetric
Diffuser:	White acrylic diffuser [WD] in standard, acrylic frosted [AC], microprismatic [MPR] or any other on request.
General data:	3 Years standard warranty Different lumen output or wattage available on request All other technical features such as : Luminaire Efficacy, LOR, Lumen maintenance L/B etc. available in our pricelist Wattage of products may vary due to constant LED efficacy improvements. Luminous flux & Luminaire Power tolerance +/- 10%. System power consumption (LED module & driver) depends on components used


Available luminaire versions



[WD] diffuser



[AC] diffuser



[MPR] diffuser

